

Car Cost Index 2025

Better with every move.

 **ayvens**
SOCIÉTÉ GÉNÉRALE GROUP

Car Cost Index 2025

Welcome to the first edition of Ayvens' Car Cost Index: an analysis of the total cost of owning and operating a car (TCO) in 28 European countries, ranging from the sub-compact segment to the larger premium car segments. The Car Cost Index was previously published by LeasePlan (now Ayvens) and the methodology remains the same.

The Car Cost Index factors in the various costs involved in car ownership in each country, including depreciation, interest, repairs, maintenance, tyres, energy/fuel, tax (excluding VAT) and comprehensive insurance.

In the 2025 edition, costs are averaged over the first four years of ownership, assuming an annual mileage of 30,000 km and based on Ayvens' lease quotes from Q4 2024.



Key findings from the 2025 Car Cost Index



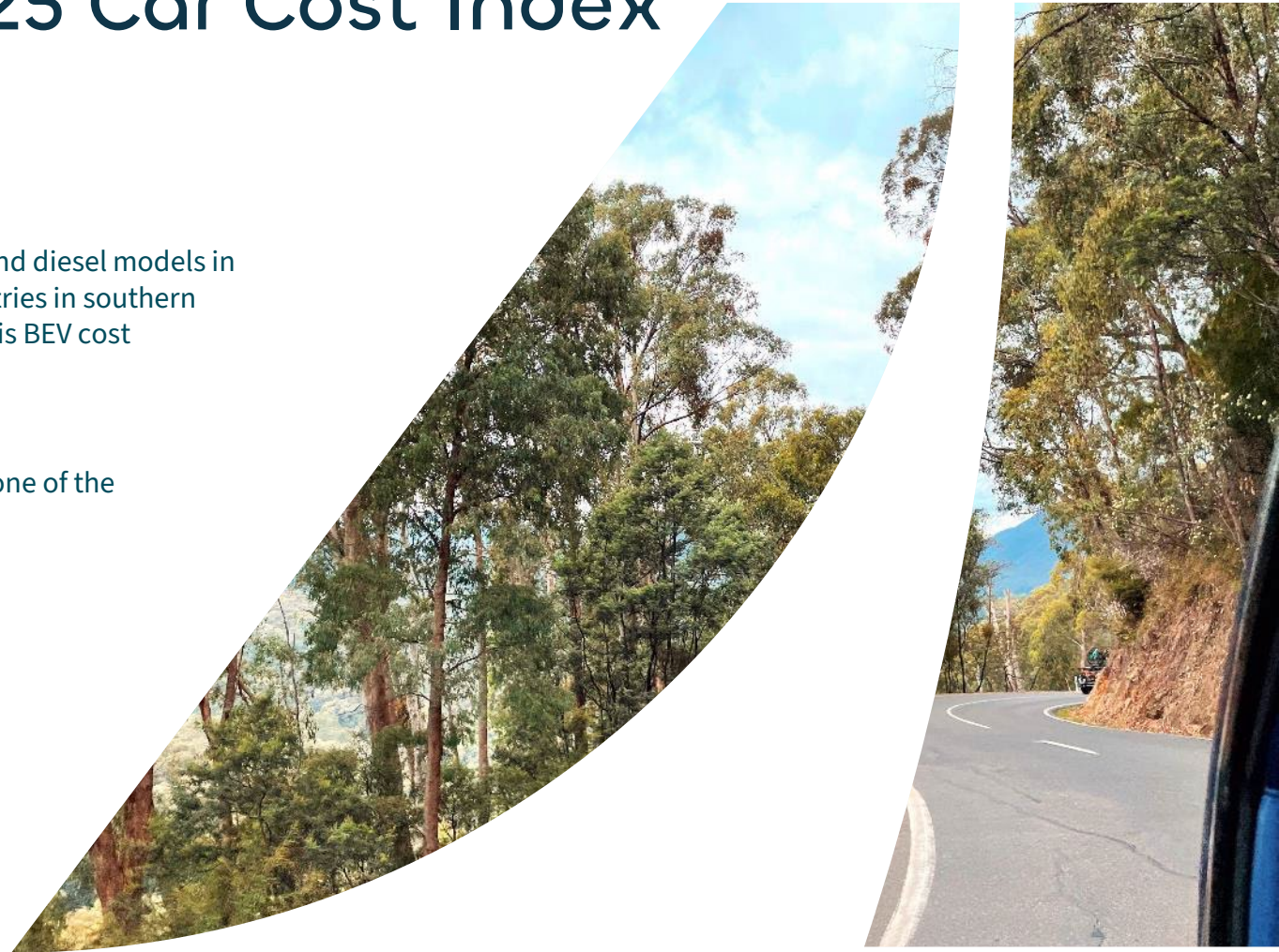
Leasing battery electric cars is typically cheaper than petrol and diesel models in western and northern European countries compared to countries in southern and eastern Europe. Only in the mid-sized premium segment is BEV cost competitive in all countries.



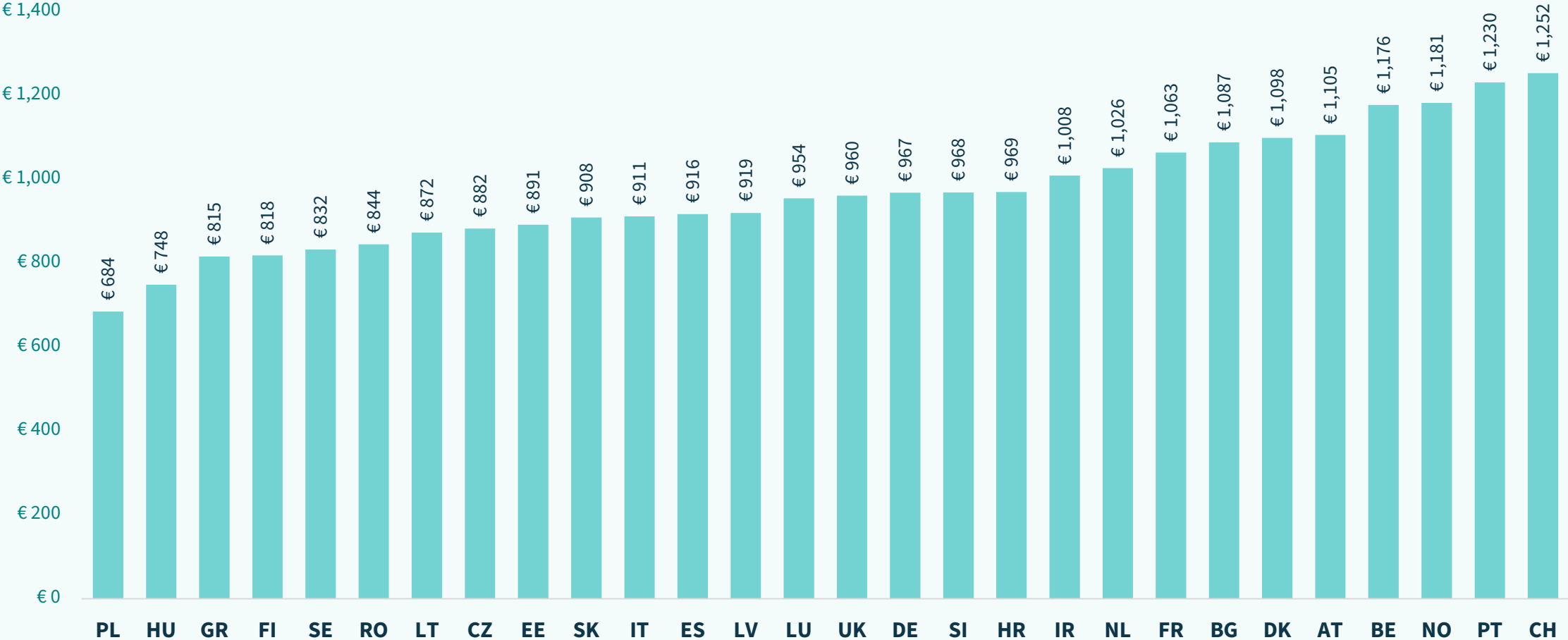
Cars are the cheapest to lease in Poland while Switzerland is one of the most expensive countries to lease a car.



The BMW i4 (battery electric vehicle) has a lower total cost of ownership (TCO) compared to the BMW series 3 (petrol) in 22 European countries out of 27.



In 2024, leasing a car* was most expensive in Switzerland and cheapest in Poland

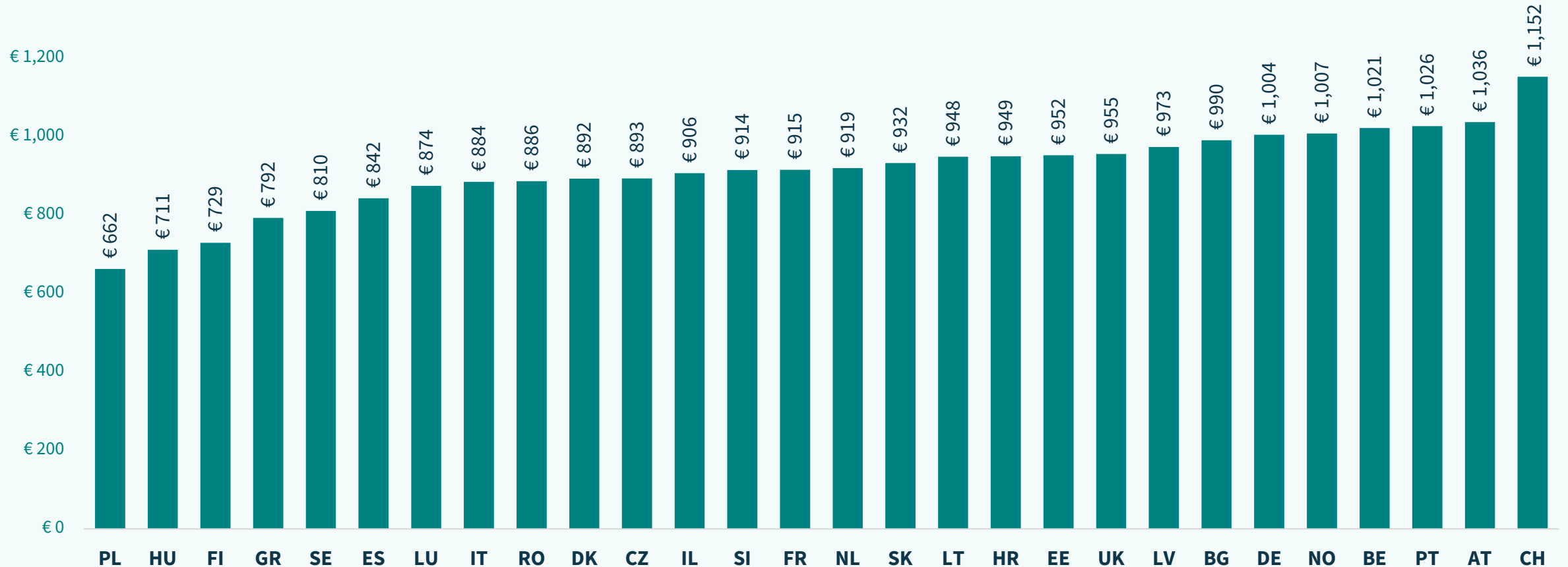


*Includes petrol, diesel, PHEV, hybrid and battery electric vehicles. Passenger cars only, excludes commercial vehicles

Costs included in the monthly lease rate : depreciation, interest, repairs, tyres, fuel/energy, taxes and insurance



In 2024, driving a battery electric vehicle (BEV) was cheapest in Poland, Hungary & Finland



Costs included in the monthly lease rate : depreciation, interest, repairs, tyres, fuel/energy, taxes and insurance



Battery electric is slowly but surely becoming more cost competitive in the sub-compact car segment (18/28 countries)

Sub-compact segment (B1 & SUV-B1)



Costs included in the monthly lease rate : depreciation, interest, repairs, tyres, fuel/energy, taxes and insurance

Example of models in segment

Volkswagen Polo



● Petrol

Peugeot 208



● BEV ● Petrol

Opel Mokka



● BEV ● Petrol

Volkswagen T-Cross



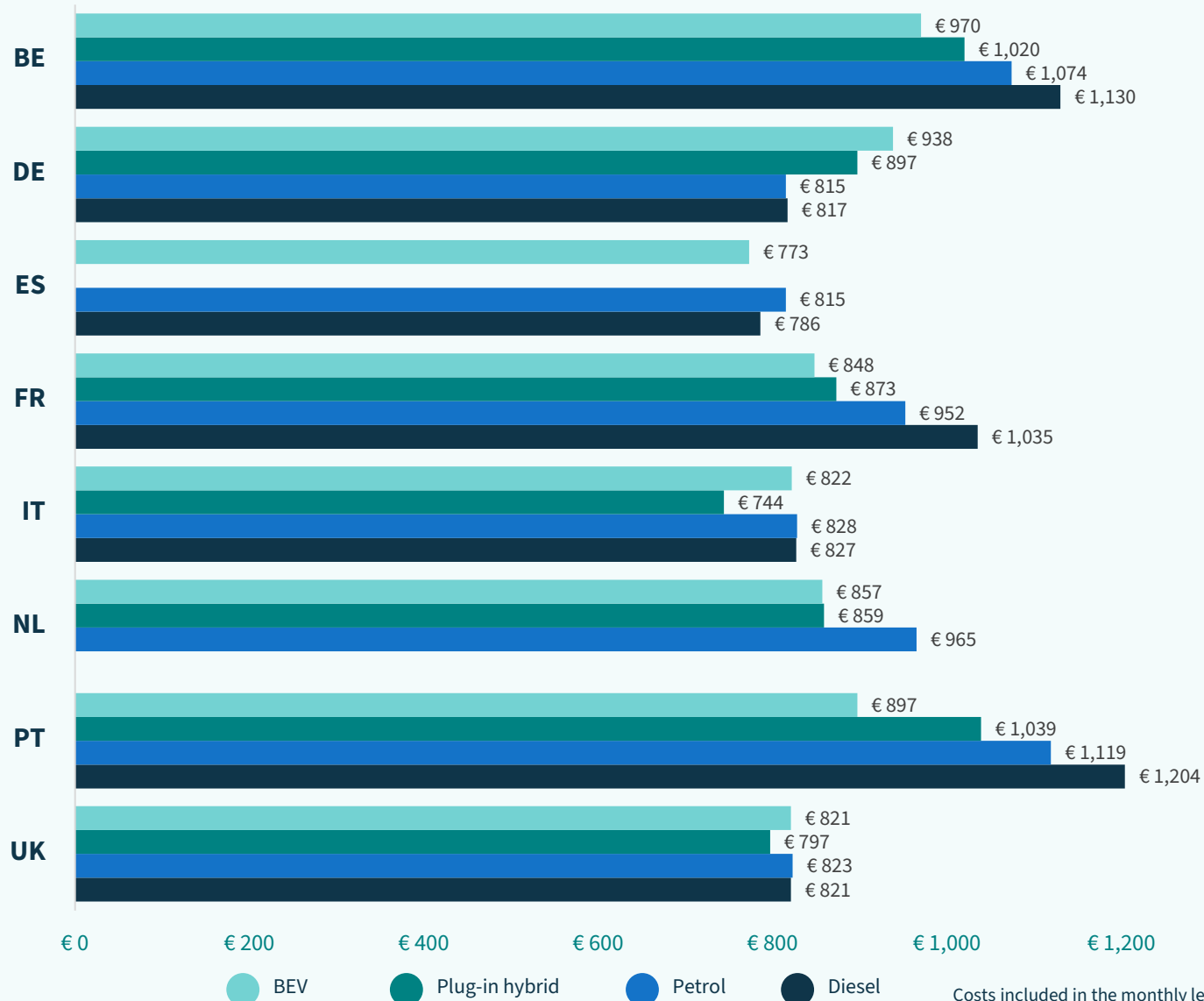
● Petrol

Countries highlighted are the eight largest Ayvens countries, other countries are included in the appendix







In the popular C-segment, electric vehicles are more affordable in western and northern European countries, with Germany being an exception (14/28)

Compact segment (C1 & SUV-C1)



Example of models in segment

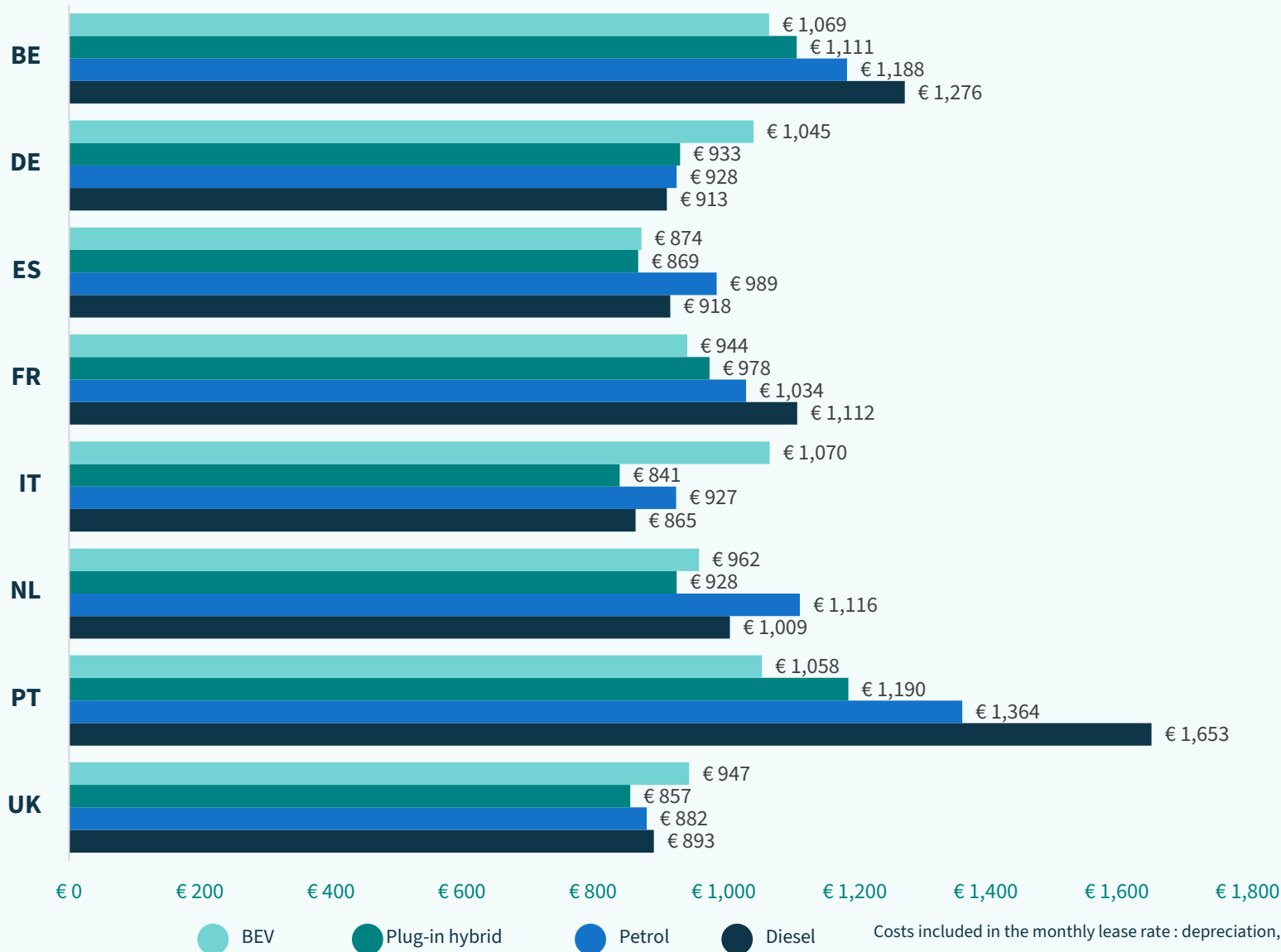
Renault Megane		<ul style="list-style-type: none"> ● BEV ● Petrol ○ Diesel
Peugeot 308		<ul style="list-style-type: none"> ● BEV ● Petrol ○ Diesel
Ford Puma		<ul style="list-style-type: none"> ● Petrol ○ Diesel
Kia Niro		<ul style="list-style-type: none"> ● BEV ● Plug-in hybrid

Countries highlighted are the eight largest Avvens countries, other countries are included in the appendix.
Diesel cars not applicable for Netherlands (NL) and PHEVs not applicable for Spain (ES)



Electric cars are a bit more expensive in the mid-sized standard segment compared to other powertrains (11/28 countries)

Mid-size standard segment (D1 & SUV-D1)



Example of models in segment

Volkswagen
Passat



- Plug-in hybrid
- Petrol
- Diesel

Hyundai
Ioniq 5



- BEV

Ford
Kuga



- Plug-in hybrid
- Petrol
- Diesel

Skoda
Enyaq



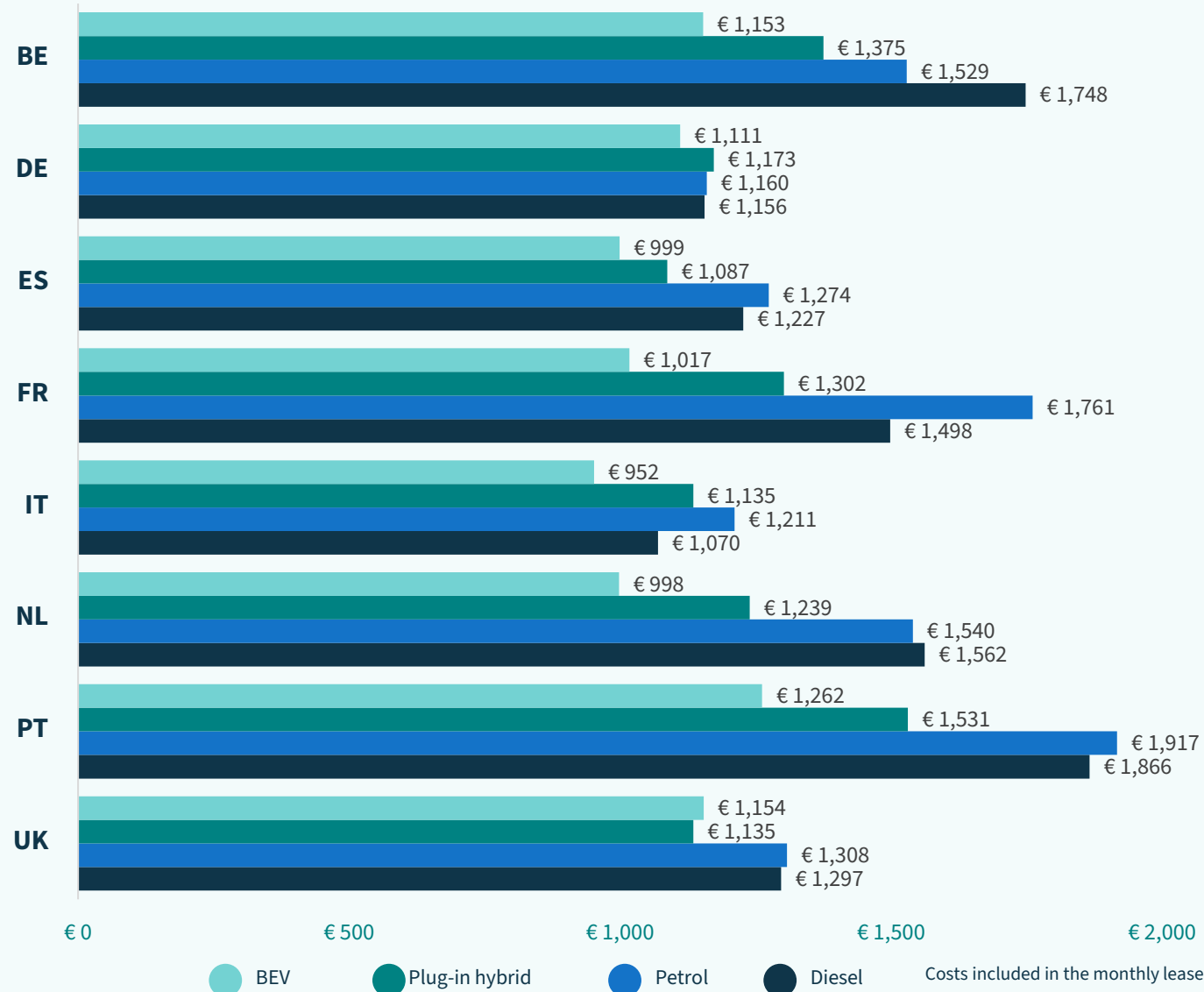
- BEV

Countries highlighted are the eight largest Ayvens countries, other countries are included in the appendix



BEVs are cost competitive in all researched countries for the mid-sized premium segment (27/27 countries)

Mid-size premium segment (D2 & SUV-D2)



Example of models in segment



Countries highlighted are the eight largest Ayvens countries, other countries are included in the appendix



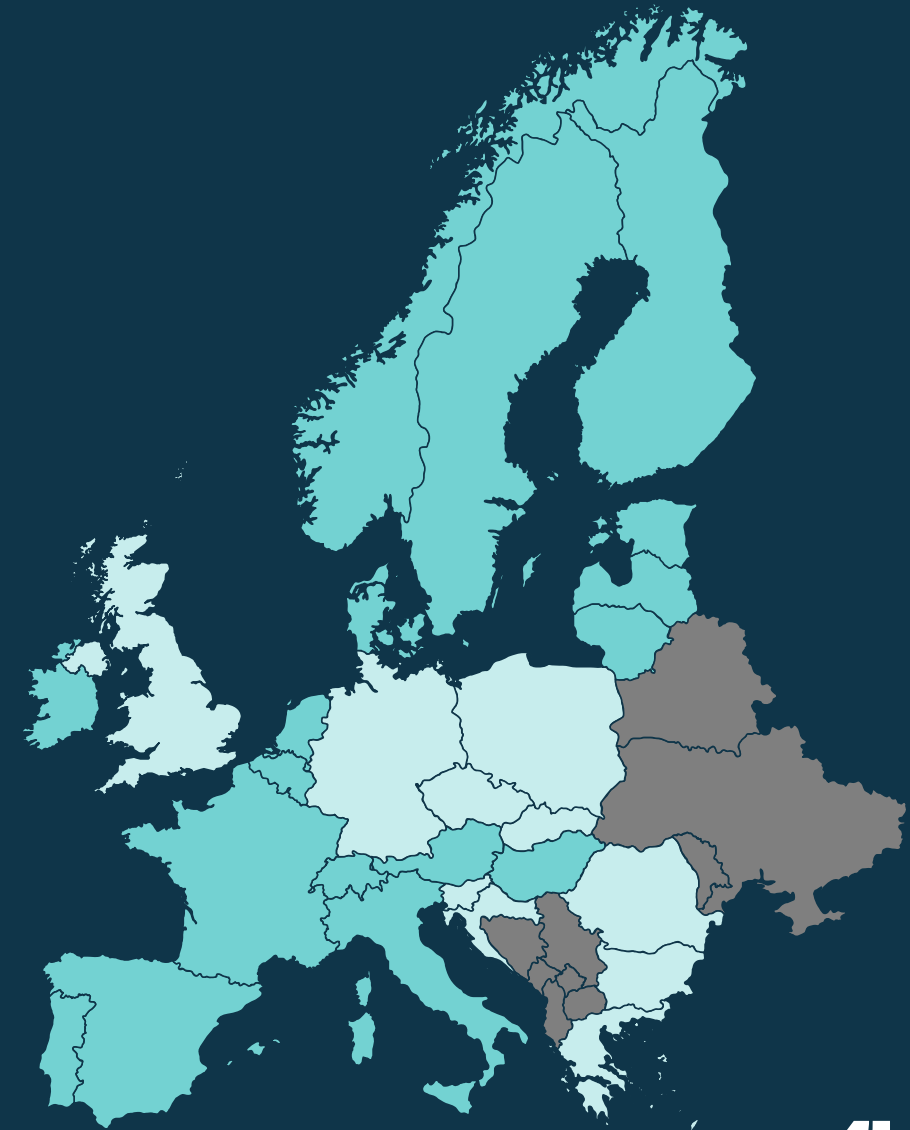
Electric vehicles are slowly but surely becoming more cost competitive in the sub compact segment

Sub-compact (B1 & SUV-B1)



BEVs cost competitive: 18/28 countries

A BEV is defined as 'cost competitive' when its TCO is within a 5% margin of the TCO of an ICE vehicle.



BEVs cost competitive compared to ICE

● Yes ● No ● Not included in study



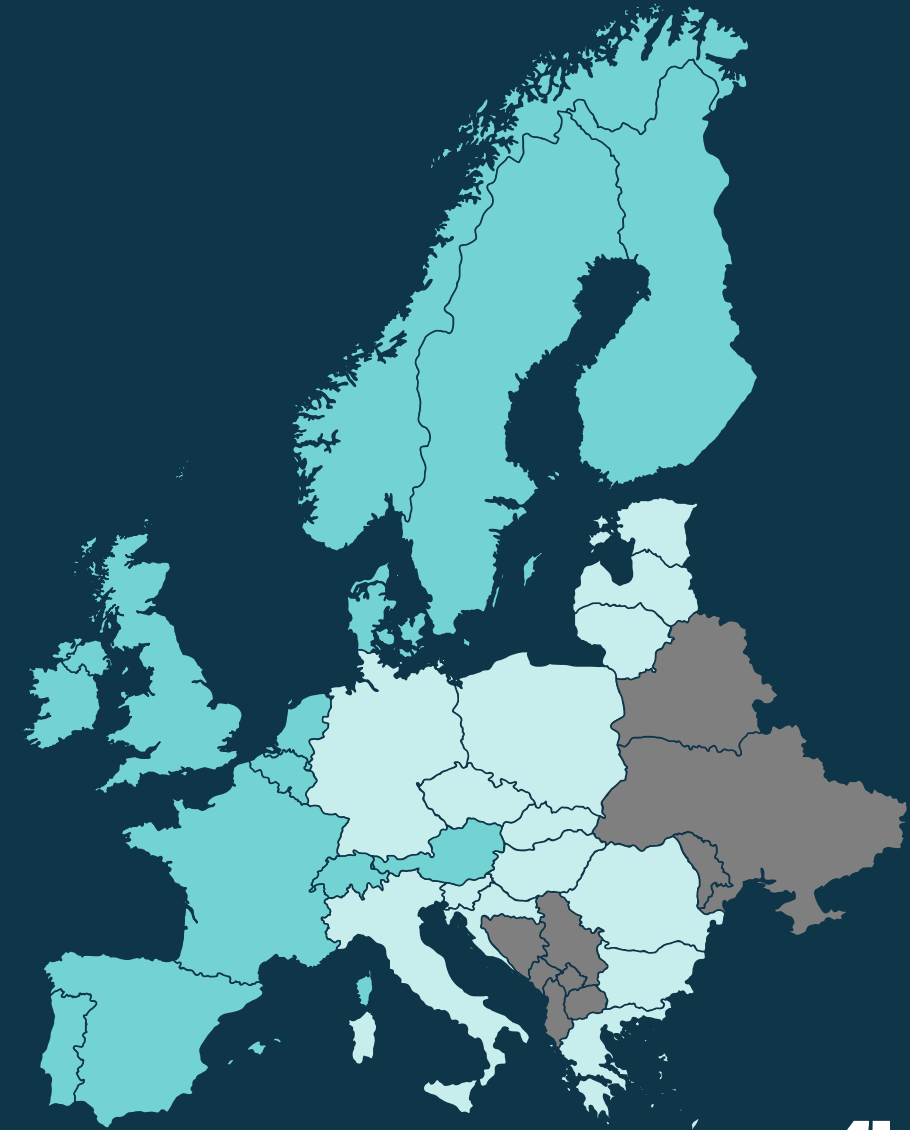
In the popular compact segment, electric cars are more affordable in most Western and Northern European countries

Compact (C1 & SUV-C1)



BEVs cost competitive: 14/28 countries

A BEV is defined as 'cost competitive' when its TCO is within a 5% margin of the TCO of an ICE vehicle.



BEVs cost competitive compared to ICE

● Yes ● No ● Not included in study



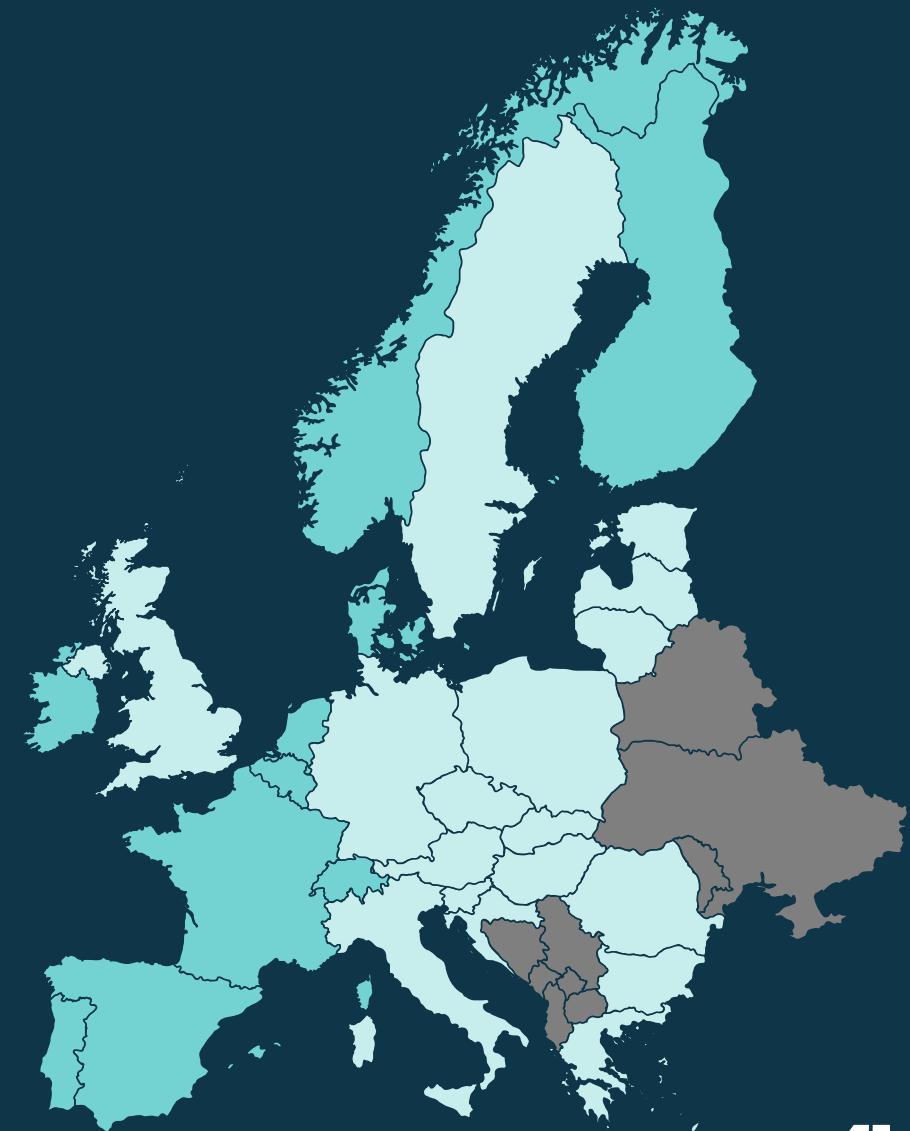
Electric vehicles are the least affordable in the mid-size standard segment compared to other car segments

Mid-sized standard (D1 & SUV-D1)



BEVs cost competitive: 11/28 countries

A BEV is defined as 'cost competitive' when its TCO is within a 5% margin of the TCO of an ICE vehicle.



BEVs cost competitive compared to ICE

● Yes ● No ● Not included in study



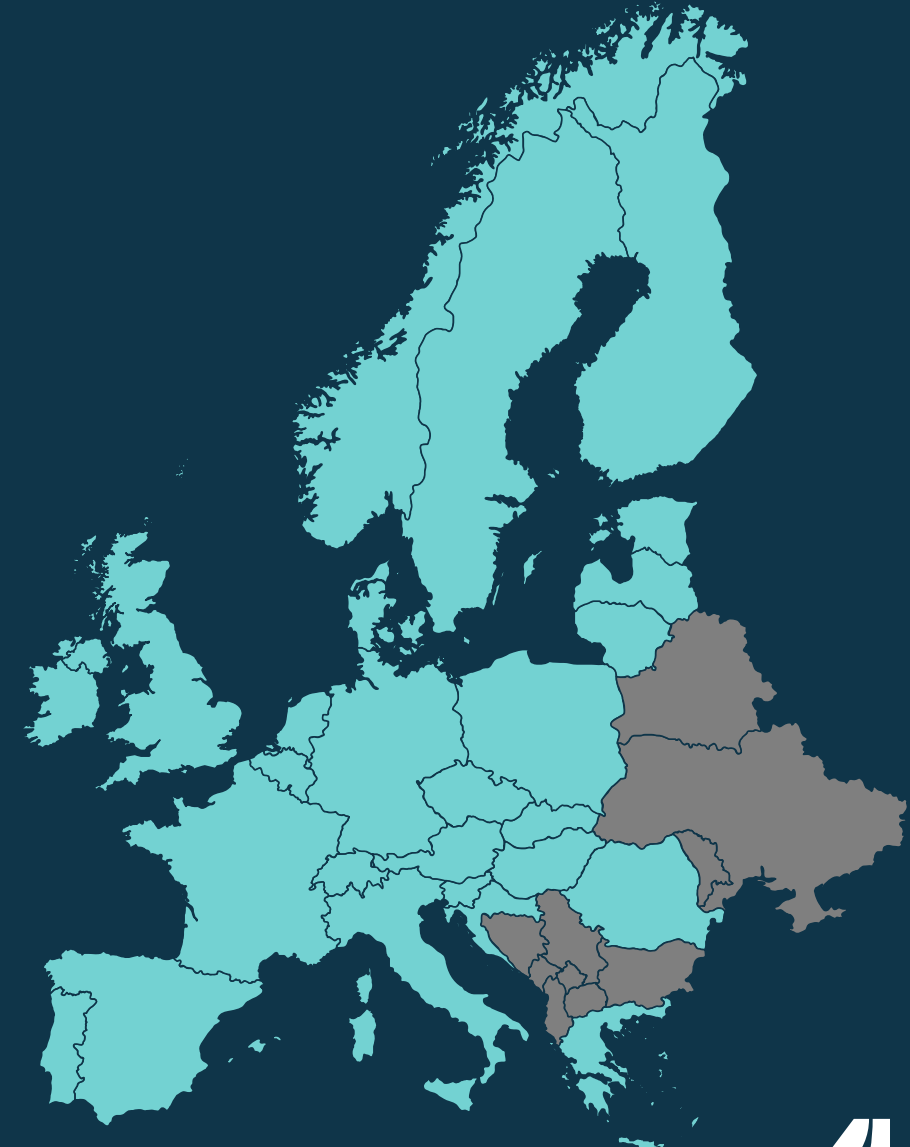
Battery electric vehicles were cost competitive in all European countries.

Mid-sized premium (D2 & SUV-D2)



BEVs cost competitive: 27/27 countries

A BEV is defined as 'cost competitive' when its TCO is within a 5% margin of the TCO of an ICE vehicle.



BEVs cost competitive compared to ICE

● Yes ● No ● Not included in study

* Bulgaria excluded due to insufficient data



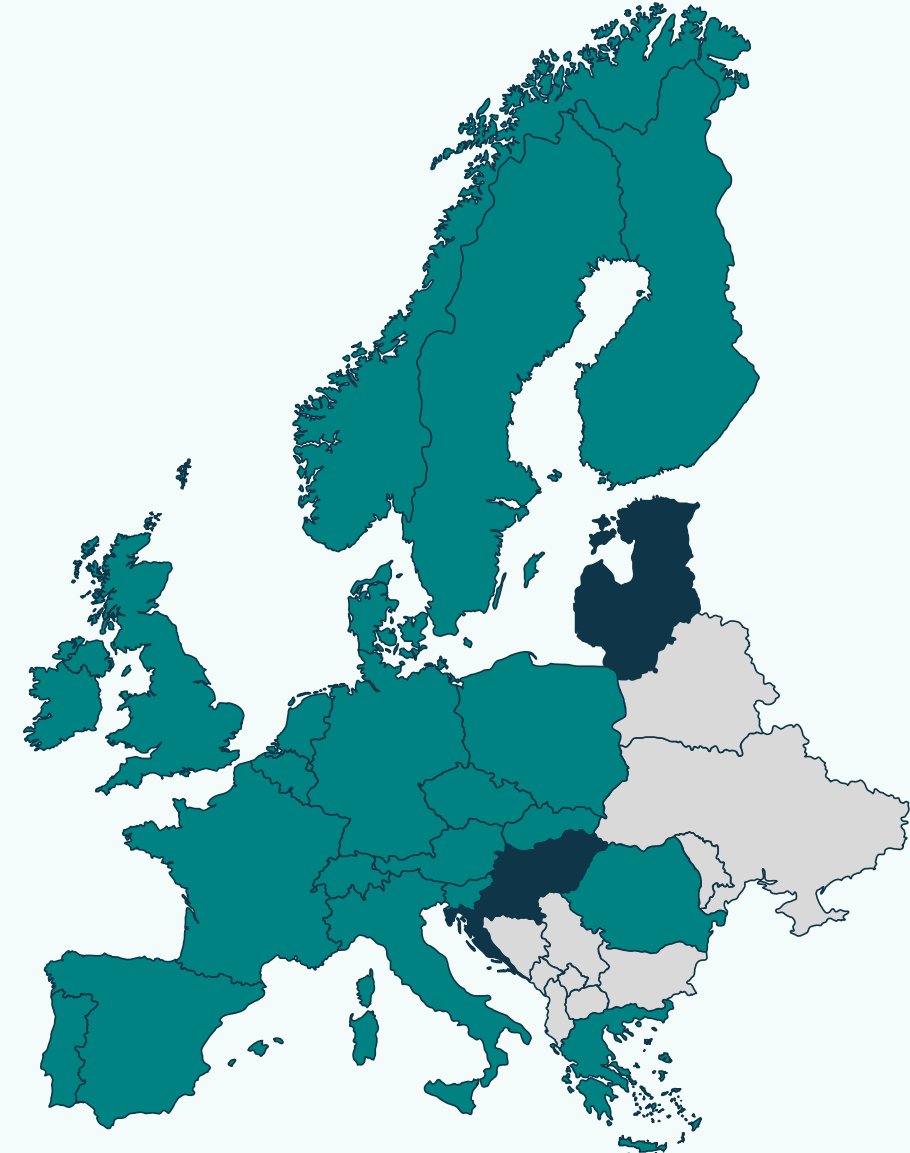
Leasing a BMW i4 is more affordable than the BMW series 3 in most European countries (22/27)

Car model comparison (BEV vs petrol)

BMW i4 VS BMW series 3



Models chosen based on similar popularity, size, segment and specifications



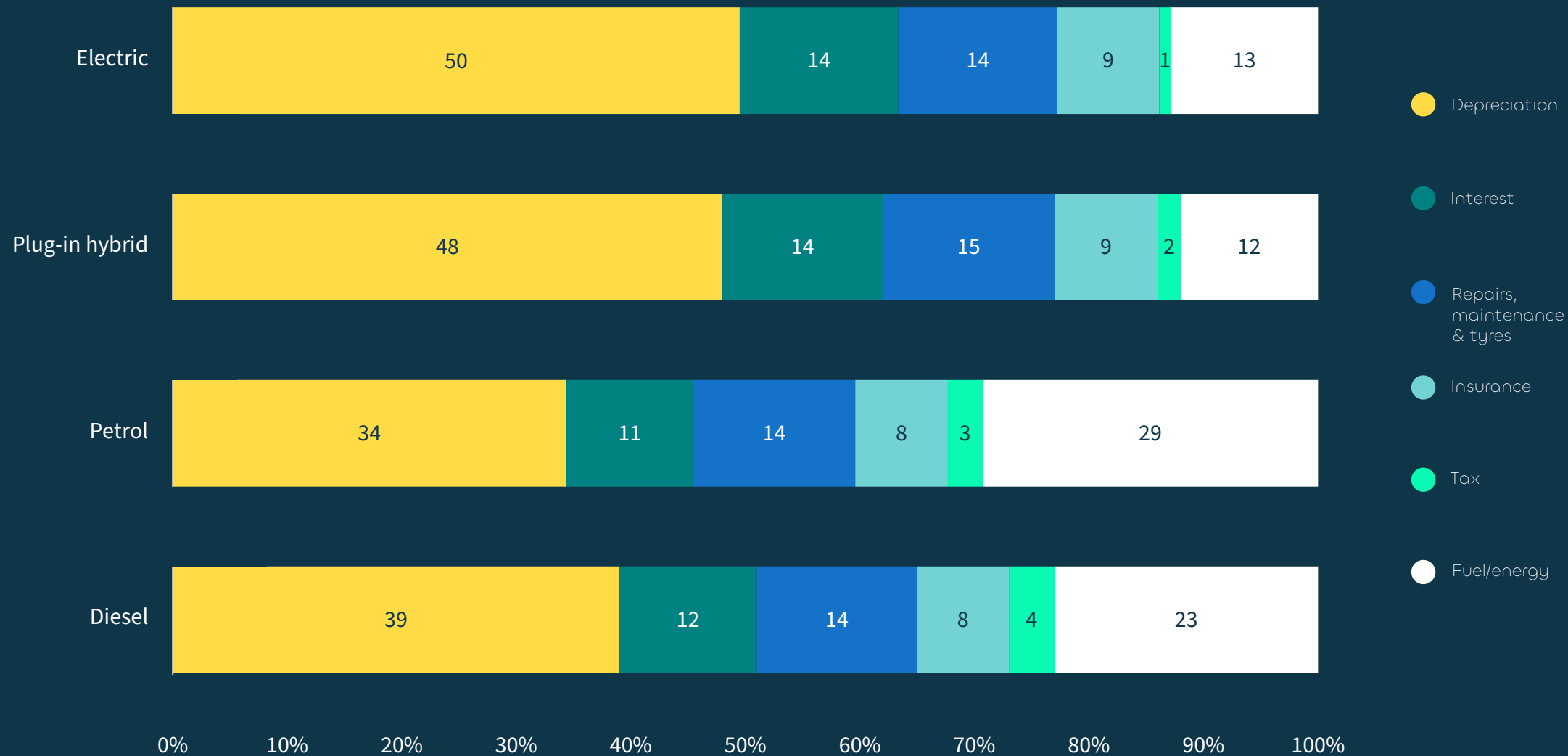
Lowest total cost of ownership

- BMW i4 (BEV)
- BMW series 3 (petrol)
- Not included in study



Battery electric vehicles have a higher depreciation value, but much lower fuel/energy cost compared to petrol and diesel cars

Total cost of ownership breakdown across 28 countries in scope



The calculations exclude VAT, replacement car, fuel/energy card and home charger. Fuel & energy costs are calculated based on WLTP estimates. BEV charging costs are based on 70% home charging, 20% office charging & 10% public charging



Appendix

Appendix: Segmentation – 2025

The letter indicates the dimensions of the vehicle; **C** being smaller than **E**.

The number indicates the quality level of a brand; **1** being a ‘**volume brand**’ and **2** being ‘**premium brand**’

Volume cars (1)

	Hatchback / sedan / SW	SUV
Subcompact cars (B)	B1 – VW Polo 	SUV-B1 – Peugeot 2008 
Compact cars (C)	C1 – VW Golf 	SUV-C1 – VW T-Roc 
Midsized cars (D)	D1 – VW Passat 	SUV-D1 – VW Tiguan 
Full-size cars (E)		

Premium cars (2)

	Hatchback / sedan / SW	SUV
	B2 – Mini Cooper 	Not common
	C2 – BMW 1 Series 	SUV-C2 – BMW X1 
	D2 – BMW 3 Series 	SUV-D2 – BMW X3 
	E2 – BMW 5 Series 	SUV-E2 – BMW X5 

*When models were not available in a market, we included an alternative model from the same segment and powertrain.



Car models used in the 2025 Car Cost Index by segment

Segment

Internal combustion engine vehicles (ICE)

Battery electric vehicles (BEV)

B1

Volkswagen Polo

Toyota Yaris

Peugeot 208

Peugeot e-208

Opel e-Corsa

C1

Volkswagen Golf

Toyota Corolla

Peugeot 308

Peugeot e-308

Volkswagen ID3

Renault Megane e-Tech

D1-D2

Volkswagen Passat

Skoda Octavia

BMW Series 3

BMW i4

Tesla Model 3

BYD Seal

SUV B1

Peugeot 2008

Opel Mokka

Ford Puma

Peugeot e-2008

Opel e-Mokka

BYD Dolphin

SUV C1

Volkswagen T-Cross

Peugeot 3008

Opel Grandland

Peugeot e-3008

Kia Niro

Hyundai Kona

SUV D1

Volkswagen Tiguan

Toyota RAV4

Ford Kuga

Volkswagen ID4

Kia EV6

Hyundai Ioniq 5

SUV D2

Volvo XC60

Mercedes-Benz GLC

BMW X3

Tesla Model Y

Ford Mach-e

BMW iX3



Average monthly costs (TCO) in the sub-compact (B1 & SUV B1) segment

	AT	BE	BG	CH	CZ	DE	DK	EE	ES	FI	FR	GR	HR	HU	IE	IT	LT	LU	LV	NL	NO	PL	PT	RO	SE	SI	SK	UK
Electric	€ 830	€ 853	€ 862	€ 979	€ 784	€ 850	€ 739	€ 588	€ 676	€ 596	€ 818	€ 688	€ 780	€ 593	€ 787	€ 702	€ 588	€ 718	€ 619	€ 826	€ 861	€ 684	€ 877	€ 761	€ 688	€ 806	€ 773	€ 807
Petrol	€ 876	€ 1,082	€ 624	€ 1,103	€ 628	€ 726	€ 969	€ 587	€ 681	€ 715	€ 819	€ 584	€ 712	€ 601	€ 835	€ 718	€ 557	€ 742	€ 611	€ 840	€ 1,227	€ 578	€ 1,051	€ 587	€ 673	€ 755	€ 684	€ 748

Costs included in the monthly lease rate : depreciation, interest, repairs, tyres, fuel/energy, taxes and insurance



Average monthly costs (TCO) in the compact (C1 & SUV-C1) segment

	AT	BE	BG	CH	CZ	DE	DK	EE	ES	FI	FR	GR	HR	HU	IE	IT	LT	LU	LV	NL	NO	PL	PT	RO	SE	SI	SK	UK
Diesel	€ 1,027	€ 1,130	€ 852	€ 1,158	€ 752	€ 817	€ 1,139	€ 745	€ 786	€ 932	€ 1,035	€ 583	€ 783	€ 697	€ 873	€ 827	€ 729	€ 892	€ 766	NA	NA	€ 665	€ 1,204	€ 676	€ 831	€ 802	€ 725	€ 821
Electric	€ 986	€ 970	€ 940	€ 1,060	€ 837	€ 938	€ 851	€ 850	€ 773	€ 680	€ 848	€ 731	€ 889	€ 649	€ 815	€ 822	€ 845	€ 802	€ 867	€ 857	€ 965	€ 673	€ 897	€ 817	€ 726	€ 854	€ 856	€ 821
Petrol	€ 993	€ 1,074	€ 790	€ 1,206	€ 714	€ 815	€ 1,060	€ 751	€ 815	€ 806	€ 952	€ 717	€ 823	€ 691	€ 948	€ 828	€ 719	€ 900	€ 749	€ 965	€ 1,260	€ 646	€ 1,119	€ 652	€ 715	€ 844	€ 743	€ 823
PHEV	€ 1,075	€ 1,020	NA	€ 1,194	€ 796	€ 897	€ 983	€ 756	NA	€ 685	€ 873	€ 753	€ 825	€ 579	€ 864	€ 744	€ 745	€ 1,168	€ 880	€ 859	NA	€ 621	€ 1,039	€ 760	€ 732	€ 1,058	€ 815	€ 797

Costs included in the monthly lease rate : depreciation, interest, repairs, tyres, fuel/energy, taxes and insurance



Average monthly costs (TCO) in the **mid-sized** (D1 & SUV-D1) segment

	AT	BE	BG	CH	CZ	DE	DK	EE	ES	FI	FR	GR	HR	HU	IE	IT	LT	LU	LV	NL	NO	PL	PT	RO	SE	SI	SK	UK
Diesel	€ 1,014	€ 1,276	€ 974	€ 1,248	€ 818	€ 913	€ 1,323	€ 936	€ 918	€ 939	€ 1,112	€ 713	€ 917	€ 714	€ 967	€ 865	€ 920	€ 956	€ 971	€ 1,009	€ 1,477	€ 733	€ 1,653	€ 799	€ 886	€ 888	€ 855	€ 893
Electric	€ 1,126	€ 1,069	€ 1,116	€ 1,236	€ 883	€ 1,045	€ 895	€ 1,058	€ 874	€ 774	€ 944	€ 789	€ 1,008	€ 773	€ 919	€ 1,070	€ 1,058	€ 965	€ 1,080	€ 962	€ 1,064	€ 618	€ 1,058	€ 984	€ 861	€ 937	€ 949	€ 947
Petrol	€ 1,093	€ 1,188	€ 1,076	€ 1,342	€ 819	€ 928	€ 1,231	€ 896	€ 989	€ 895	€ 1,034	€ 803	€ 926	€ 744	€ 1,011	€ 927	€ 866	€ 953	€ 924	€ 1,116	NA	€ 735	€ 1,364	€ 809	€ 828	€ 922	€ 922	€ 882
PHEV	€ 1,181	€ 1,111	€ 1,129	€ 1,273	€ 817	€ 933	€ 1,062	€ 812	€ 869	€ 764	€ 978	€ 751	€ 992	€ 711	€ 922	€ 841	€ 805	€ 1,037	€ 842	€ 928	€ 1,589	€ 586	€ 1,190	€ 826	€ 738	€ 993	€ 828	€ 857

Costs included in the monthly lease rate : depreciation, interest, repairs, tyres, fuel/energy, taxes and insurance



Average monthly costs (TCO) in the **mid-sized premium** (D2 & SUV-D2) segment

	AT	BE	BG	CH	CZ	DE	DK	EE	ES	FI	FR	GR	HR	HU	IE	IT	LT	LU	LV	NL	NO	PL	PT	RO	SE	SI	SK	UK
Diesel	€ 1,440	€ 1,748	€ 2,565	€ 1,456	€ 1,185	€ 1,156	€ 1,759	€ 1,064	€ 1,227	€ 1,211	€ 1,498	€ 1,054	€ 1,232	€ 926	€ 1,422	€ 1,070	€ 1,041	€ 1,172	€ 1,105	€ 1,562	NA	€ 773	€ 1,866	€ 1,092	€ 1,061	€ 1,248	€ 1,209	€ 1,297
Electric	€ 1,123	€ 1,153	NA	€ 1,246	€ 1,029	€ 1,111	€ 959	€ 1,071	€ 999	€ 809	€ 1,017	€ 898	€ 1,074	€ 814	€ 1,056	€ 952	€ 1,061	€ 962	€ 1,094	€ 998	€ 1,086	€ 672	€ 1,262	€ 953	€ 903	€ 1,013	€ 1,109	€ 1,154
Petrol	€ 1,498	€ 1,529	€ 1,664	€ 1,493	€ 1,153	€ 1,160	€ 1,759	€ 1,147	€ 1,274	€ 1,139	€ 1,761	€ 1,145	€ 1,286	€ 964	€ 1,568	€ 1,211	€ 1,119	€ 1,143	€ 1,176	€ 1,540	€ 1,838	€ 825	€ 1,917	€ 1,078	€ 1,053	€ 1,313	€ 1,193	€ 1,308
PHEV	€ 1,317	€ 1,375	€ 1,724	€ 1,450	€ 1,154	€ 1,173	€ 1,446	€ 1,181	€ 1,087	€ 991	€ 1,302	€ 1,005	€ 1,320	€ 845	€ 1,266	€ 1,135	€ 1,173	€ 1,218	€ 1,174	€ 1,239	€ 1,830	€ 783	€ 1,531	€ 1,045	€ 941	€ 1,491	€ 1,111	€ 1,135

Costs included in the monthly lease rate : depreciation, interest, repairs, tyres, fuel/energy, taxes and insurance





Disclaimer:

This material has been approved solely by, and is the responsibility of Ayvens SA ("Ayvens") on the basis of historic information provided by Ayvens country organisations. Ayvens makes no representation or warranty (express or implied) of any nature, nor does it accept any responsibility or liability of any kind, with respect to the accuracy or completeness of any of the information or opinions in this material.

The information contained in this document is derived from sources that have not been independently verified. Ayvens gives no undertaking and is under no obligation to provide the recipient with access to any additional information or to update this document or to correct any inaccuracies in it which may become apparent, and it reserves the right, without giving reasons, at any time and in any respect to amend or terminate the information described herein.

Except in the case of fraudulent misrepresentation, neither Ayvens nor any of its affiliates, advisers or representatives shall have any liability for any direct, indirect, consequential or other losses or damages including loss of profits incurred by you or any third party that may arise from any reliance on (1) this document or for the reliability, accuracy, completeness or timeliness thereof or (2) for any other written or oral information made available by Ayvens in connection herewith or (3) any data which any such information generates.

